

ANIMAL WELFARE

TRANSPORT

TRAVEL DISTANCE AND TIME

In 2019, the average transport radius of the animals between the ranches and the units was 220 Km. The average trip time, in turn, was 5.50 hours.

VEHICLE INSPECTIONS

In 2019,

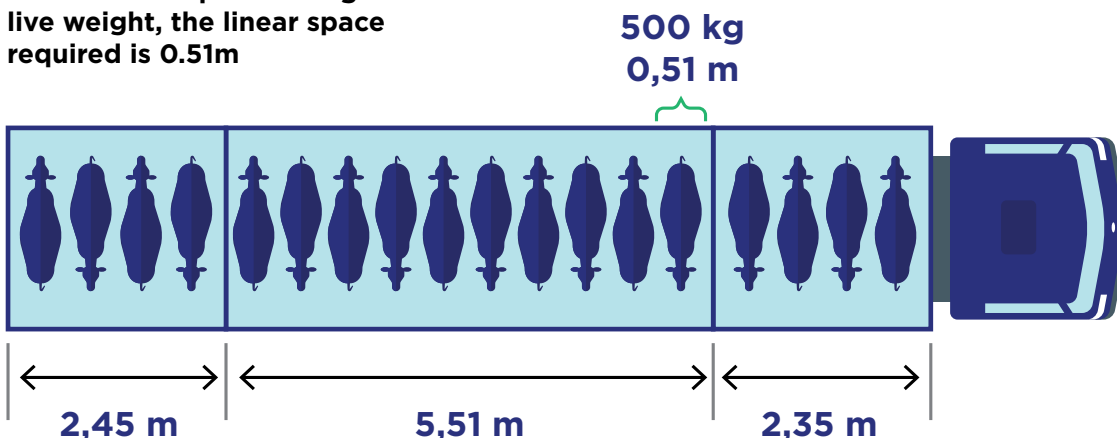
5,136

live cargo transport vehicles were evaluated. Of this total,

97%

received an excellence quality rating. This routine of inspection of the truck bodies contributes to the quality of the fleet, which avoids injuries and improves the accommodation conditions for the animals during the trip.

For cattle of up to 500 kg live weight, the linear space required is 0.51m



Depiction of the space required and positioning of cattle in the transport vehicle (truck)

DENSITY

Recommended spacing for animals in transport vehicles.

Approximate live animal weight (Kg)	Linear Spacing
350	0.41
400	0.44
450	0.47
500	0.51
550	0.54
600	0.57
650	0.60
700	0.63
750	0.65
800	0.68

Adapted from the formula $ML = 0.01 \times PV \times 0.63$, where ML is linear meter of the cage and PV the approximate average live weight of the animals.

ANIMAL WELFARE

TRAINING


The driver training schedule in the units involved

68 trainings

286 hours of training

1,093 participants

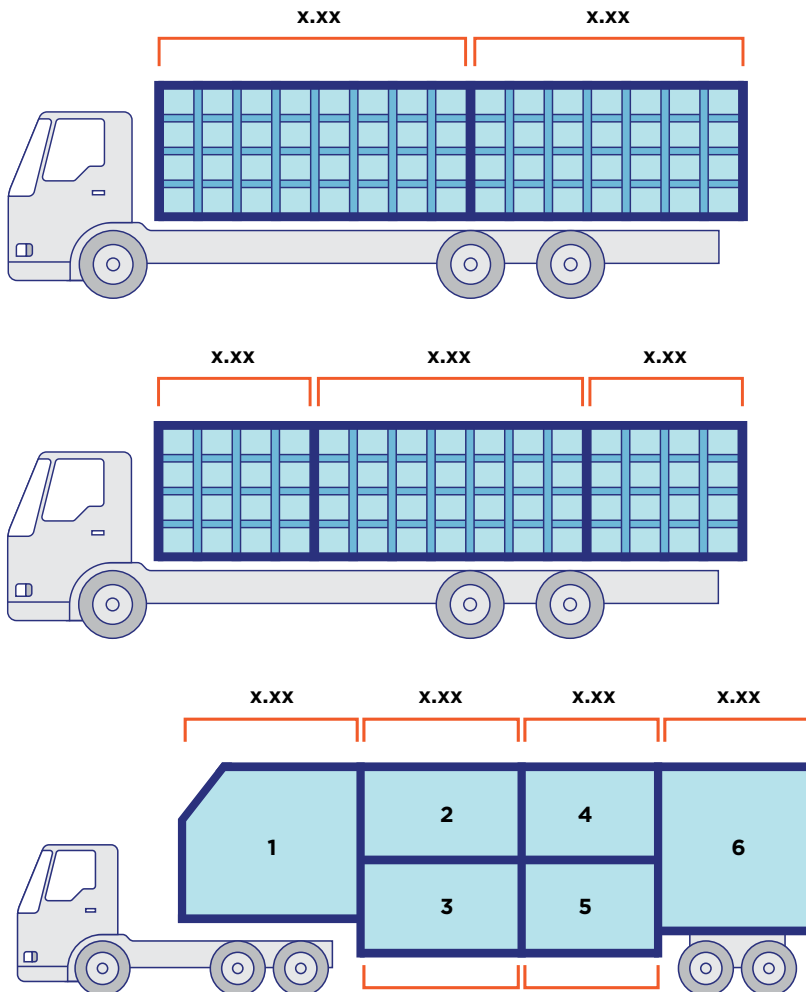
Driver's license

	Marfrig	DRIVER'S LICENSE FOR LIVE CARGO TRANSPORTATION
	Name: XXXXXXXX XXXXXX	
	N Lic: XXXXXX XX XXXX	
	SSN: XXX XXX XXX-XX	
	Issue Date: XX/XX/XXXX	
Expiration: XX/XX/XXXX		

Vehicle Density Card

Each vehicle receives a card issued by Marfrig with the dimensions of the truck body compartments

SIDE VIEW



BACK VIEW

